

## Day Two: God Provides

### **Lesson for the Day: God gives us everything we need so we can share and work together.**

Everything God created is a gift – but that doesn't mean that everything is a gift just for us alone. Humans, too, are created as "gifts" for each other and for creation. We are given the special job of finding new ways to help and share with each other and to care for all creation. God gives us all we need, including each other!

#### Opening Activity

Gather a large pile of Legos or other small building toys and divide them between the participants. Each person, on their own, should try to build as high of a building as they can. Once everyone is finished, tell the participants to build an even higher building (one that you know, and they do not, will require more building blocks than any one person has.) After they have built the higher tower by working together, share with them the following:

God gives us all that we need to live healthy and happy lives. But God also gives us each other, so we can work together and share what we have. Together, we can take care of one another and do even more than we can alone.

#### Bible Reading

A long time ago, God's people were in a faraway place that was led by a man called Pharaoh. God's people were slaves in this land. They had to work and work for Pharaoh, and they were punished if they stopped. So, God sent Moses to free them and bring them to a new home where they would be safe. It was a very long trip to get to the new home, and on the way the people started to worry that God had forgotten them. This is a story from during that journey.

Read Exodus 17:1-6.

<sup>1</sup>From the wilderness of Sin the whole congregation of the Israelites journeyed by stages, as the LORD commanded. They camped at Rephidim, but there was no water for the people to drink. <sup>2</sup>The people quarreled with Moses, and said, "Give us water to drink." Moses said to them, "Why do you quarrel with me? Why do you test the LORD?" <sup>3</sup>But the people thirsted there for water; and the people complained against Moses and said, "Why did you bring us out of Egypt, to kill us and our children and livestock with thirst?" <sup>4</sup>So Moses cried out to the LORD, "What shall I do with this people? They are almost ready to stone me." <sup>5</sup>The LORD said to Moses, "Go on ahead of the people, and take some of the elders of Israel with you; take in your hand the staff with which you struck the Nile, and go. <sup>6</sup>I will be standing there in front of you on the rock at Horeb. Strike the rock, and water will come out of it, so that the people may drink." Moses did so, in the sight of the elders of Israel.

Ask:

- Why were the people complaining? (Example: They didn't have enough water.)
- What did Moses do? (Example: He asked God for help.)
- How do you think the Israelites felt when God gave them water? How do you think Moses felt?

Share:

God showed Moses a new way to get water so the people would have what they needed. Sometimes, we might not know how to solve a problem, but we can pray to God, and God will show us a solution. It might be a big solution, like Moses got. Often, it's not as flashy. Sometimes, it is a friend or a teacher who can help us, or someone who has the thing we need.

Additional links:

- Go to Bethesda's Website to find coloring pages, crafts, worksheets, videos, and music for Day 2.

Closing Prayer

Ask the children to think about someone they are thankful for. Tell them that there will be time in the prayer for them to give thanks aloud or silently.

Dear God, thank you for giving us everything we need. We thank you today especially for these people who help us. [Invite the children to add their own prayers.] Be with us today as we learn about how you provide for all people, especially the people of El Salvador. Amen.

**VIDEO:**

This video is part of ELCA World Hunger's "River of Life" Vacation Bible School and is a great way to share the story of the day with children participating either online or at home.

<https://vimeo.com/showcase/7224146/video/540847001>

**MUSIC:** (download music from ELCA website: <https://elca.org/hunger/resources#VBS> On Earth As in Heaven" Vacation Bible School Day 2 Music) or listen on CD

**HEALING HANDS**

God has healing hands  
God makes all things new again  
God will help us when we're in need  
Because God has healing hands

Let's pray to God in Heaven  
Let's pray to God in Heaven  
Let's pray to God in Heaven  
Let's pray to God in Heaven

God is always here to help  
We can help each other, too  
God can heal and help and save  
We can serve as God's hands, too

Let's pray to God in Heaven  
Let's pray to God in Heaven

Let's pray to God in Heaven  
Let's pray to God in Heaven


God has healing hands  
God has healing hands  
God has healing hands  
We can serve as God's hands too.



# Water from a Rock

"Strike the rock, and water will come out of it for the people to drink."  
So Moses did this in the sight of the elders of Israel. Exodus 17:6

Based on Exodus 17:1-7



## ACROSS

3. The Hebrew prophet who led the Israelites out of Egypt
5. A fluid necessary for the life of most animals and plants
7. To take water or other liquid into the mouth and swallow it
8. A dry area of land with little or no vegetation

## DOWN


1. Another name that refers God
2. A stone
4. A strong rod or stick sometimes used as an aid in walking
6. A strong desire for something to drink

STAFF	DRINK	DESERT	WATER
MOSES	ROCK	LORD	THIRST

# Water from a Rock

"Strike the rock, and water will come out of it for the people to drink."  
So Moses did this in the sight of the elders of Israel. Exodus 17:6

Based on Exodus 17:1-7



V J F J F K C H I L D R E N N  
L E A M G M V S J D V D T C F  
V N J E R R U M T H E G L M R  
R P G K U D H U Y A F S H M O  
L O F U M R G A A G F Z E U C  
I U D Q B T W A T E R F Y R K  
V R Q T L W Y F T M O S E S T  
E R C K E C A S Q U E M K X S  
S M F O N N R L V J U C S L S  
T O V H M I I H K U P R C Y S  
O D C Z H P K L F J E E E K N  
C R R T A W L O E D T N Q T Y  
K V Z I X A X A L Z H S R T J  
U Q J D N R T E I V N W P J B  
Y L U Z R K C R G N K N T C S

COMPLAIN  
ELDERS  
WALK

ROCK  
GRUMBLE  
WATER

DRINK  
LIVESTOCK  
STAFF

POUR  
CHILDREN  
NILE

DESERT  
THIRST  
MOSES

# Moses getting water from a rock



Things you will need:

Print pages 2 & 3

Color Crayons


Scissors

Glue Stick or tape

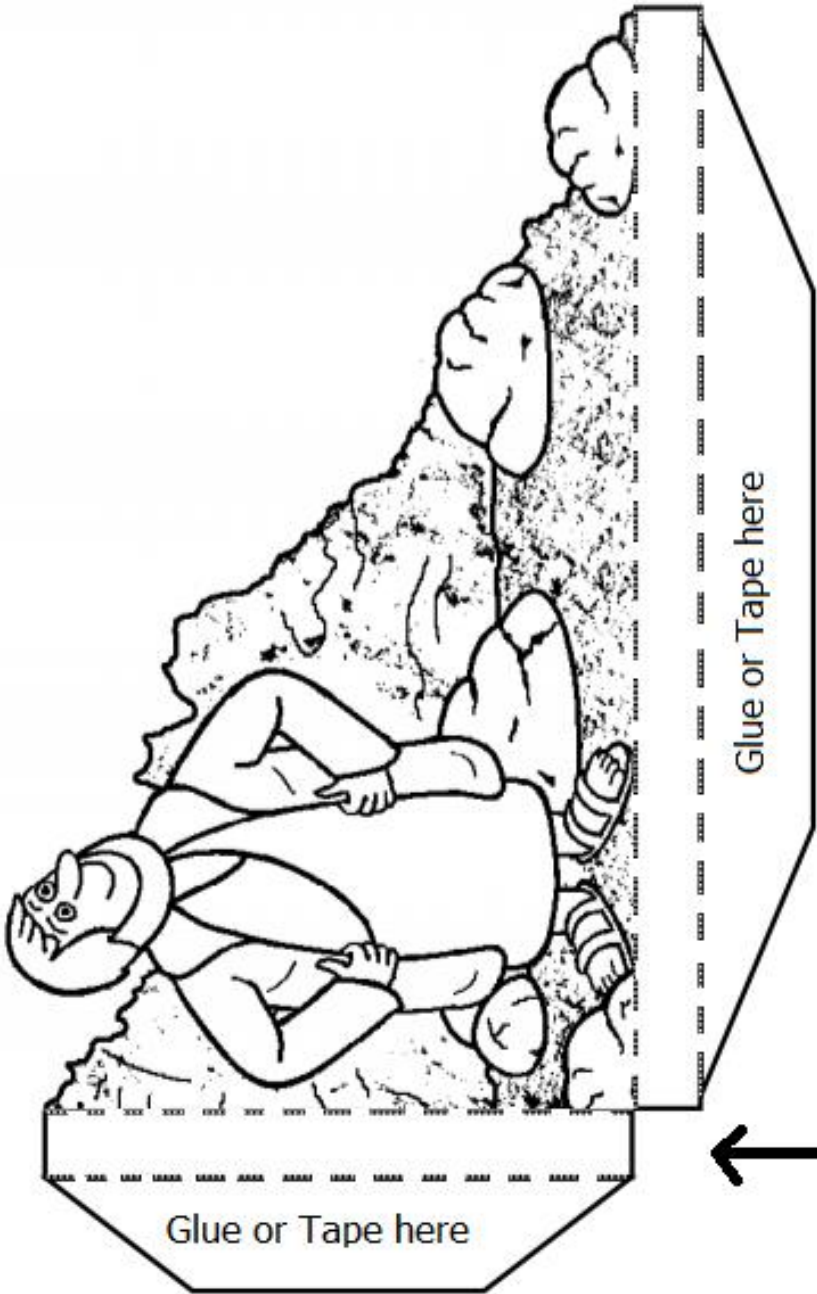
Directions:

1. Color both pages 2 & 3
2. Cut out the objects from page 3
3. Fold cut outs on dotted lines
4. Glue or tape the areas marked and then attach to page 2
5. Glue or tape the water fall onto the rock on page 2









Glue or Tape here

Glue or Tape here

Cut out and fold on dotted lines.

